

designwerk

# Silky

designwerk

FIRST CLASS LIVING



**Model:** Silky element 105 armrest left + REC armrest right  
**Cover:** fabric Medici R065 Cement

SILKY

# Details



French seam as an eye-catcher



Practical back adjustment

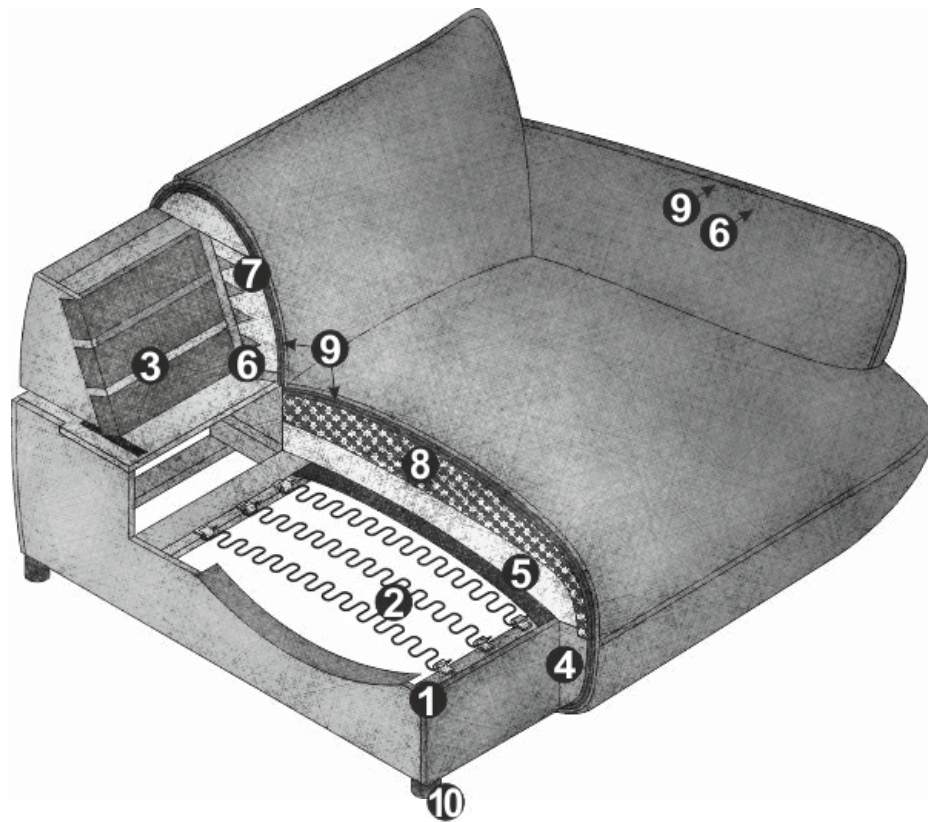


Original design thanks to unconventional shapes

– A skilful combination of original design and unbeatable comfort: with its unconventional shapes and special French stitching, Silky makes a strong statement in any room. The beautifully shaped model is topped off by the inviting seat depth and the practical backrest adjustment, which make the sofa the perfect place to relax. –

SILKY

# Technical data



- 01** Frame: Beech wooden construction
- 02** Seat suspension: permanently elastic Nosag steel wave springs with felt cover
- 03** Back suspension: flexible upholstery straps
- 04** Upholstery structure of front panel: premium comfort foam (density 35 kg/m<sup>3</sup>)
- 05** Upholstery structure seat: highly elastic cold foam (density 35 kg/m<sup>3</sup>)
- 06** Upholstery structure back and armrest: standard comfort foam (density 25kg/m<sup>3</sup>)
- 07** Upholstery structure back: highly elastic cold foam (density 25 kg/m<sup>3</sup>)
- 08** Upholstery structure seat: chamber cushion with a filling of viscose foam flakes (70%) and silicone fibres (30%)
- 09** Upholstery structure back/seat: upholstery wadding 200g x2
- 10** Foot: plastic glides | height: 4.5 cm

## Good to know:

- available in fabric (single colour)
- including manual backrest adjustment (except for REC and trapeze corner)
- includes easyjack connector system for maximum flexibility
- FSC® certified (FSC®-C112933)
- optional accessories: kidney cushions, throw cushions

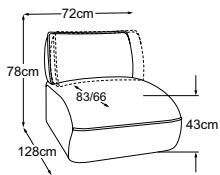
# SILKY

# Type plan



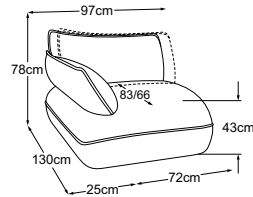
MBA = manual back adjustment

Decorative cushions are available in a wealth of designs and upholstery options.  
Find out more at [www.designwerk.li](http://www.designwerk.li)



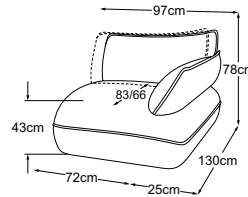
**Element 70 without armrest  
incl. MBA**

Item number: D134118



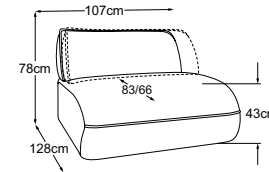
**Element 70 armrest left  
incl. MBA**

Item number: D134119



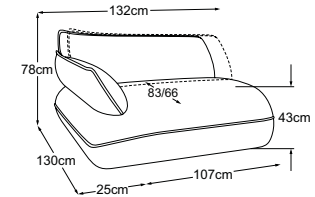
**Element 70 armrest right  
incl. MBA**

Item number: D134120



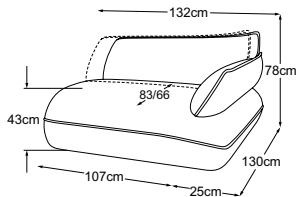
**Element 105 without armrest  
incl. MBA**

Item number: D134122



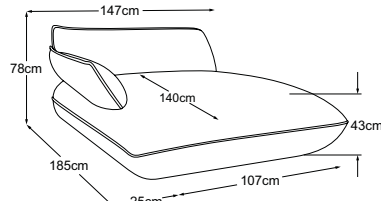
**Element 105 armrest left  
incl. MBA**

Item number: D134123



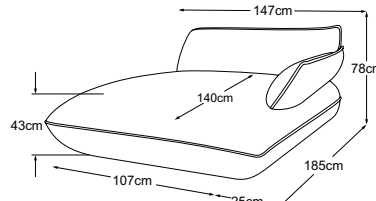
**Element 105 armrest right  
incl. MBA**

Item number: D134124



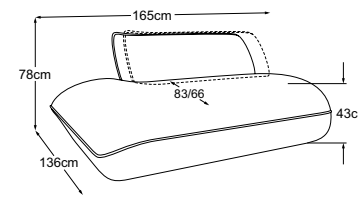
**REC armrest left**

Item number: D134130



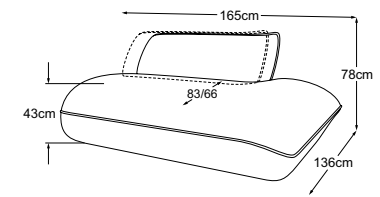
**REC armrest right**

Item number: D134131



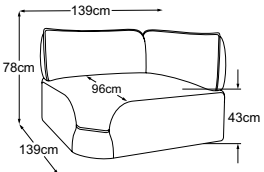
**2HT left incl. MBA**

Item number: D134520



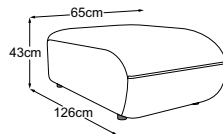
**2HT right incl. MBA**

Item number: D134521



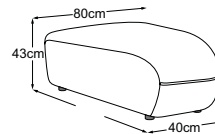
**Trapeze corner**

Item number: D134519



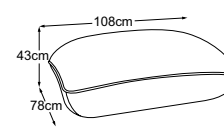
**Intermediate element**

Item number: D134522



**Trapeze element**

Item number: D134523



**Stool**

Item number: D134800

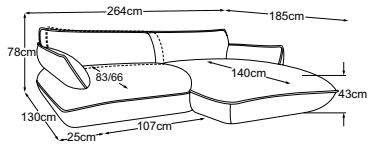
# SILKY

## Type plan

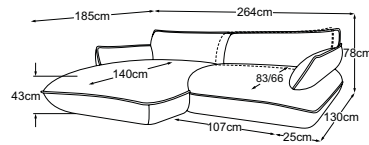


MBA = manual back adjustment

Decorative cushions are available in a wealth of designs and upholstery options.  
Find out more at [www.designwerk.li](http://www.designwerk.li)



**Element 105 armrest left +  
REC armrest right incl. MBA**  
Item number: D134760



**REC armrest left + Element 105  
armrest right incl. MBA**  
Item number: D134761

Foot available in:



**B: matt black**

Please specify foot variant on order.

SILKY

# Connection logic



The following elements can be connected to each other:

		D134118	D134119	D134120	D134122	D134123	D134124	D134130	D134131	D134519	D134520	D134521	D134522	D134523
<b>Element 70 without armrest</b>	D134118	X	X	X	X	X	X	X	X	X	X	X	X	X
<b>Element 70 armrest left</b>	D134119	X		X	X		X		X	X		X	X	X
<b>Element 70 armrest right</b>	D134120	X	X		X	X		X		X	X		X	X
<b>Element 105 without armrest</b>	D134122	X	X	X	X	X	X	X	X	X	X	X	X	X
<b>Element 105 armrest left</b>	D134123	X		X	X		X		X	X		X	X	X
<b>Element 105 armrest right</b>	D134124	X	X		X	X		X		X	X		X	X
<b>REC left</b>	D134130	X		X	X		X					X	X	
<b>REC right</b>	D134131	X	X		X	X				X	X		X	X
<b>Trapeze corner</b>	D134519	X	X	X	X	X	X		X		X	X	X	X
<b>2HT left</b>	D134520	X		X	X		X		X	X		X	X	X
<b>2HT right</b>	D134521	X	X		X	X		X		X	X		X	X
<b>Intermediate element</b>	D134522	X	X	X	X	X	X	X	X	X	X	X	X	X
<b>Trapeze element</b>	D134523	X	X	X	X	X	X		X	X	X	X	X	X

The individual elements can be quickly and easily connected using the easyjack connector system. Scan the QR code for more information:



SILKY

# Impressions





[www.designwerk.li](http://www.designwerk.li)